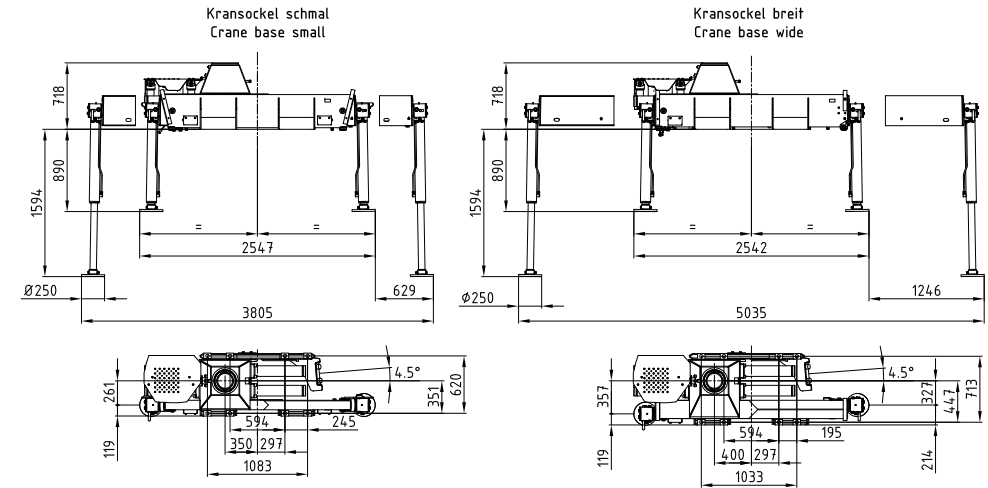
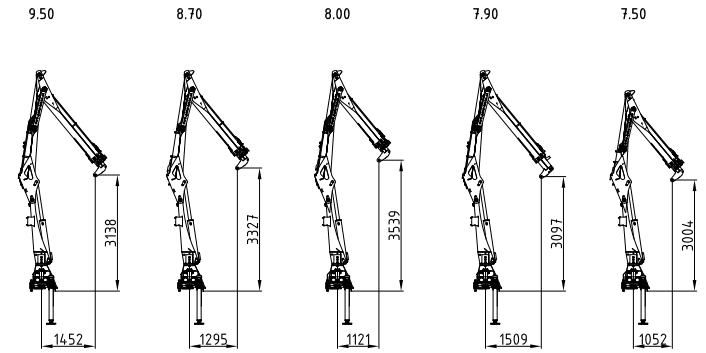
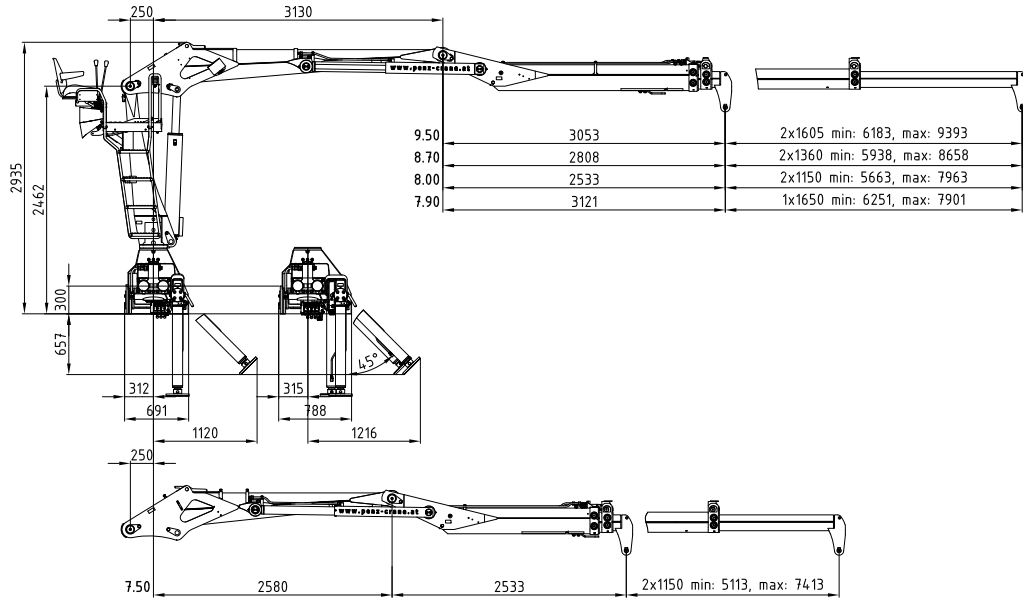


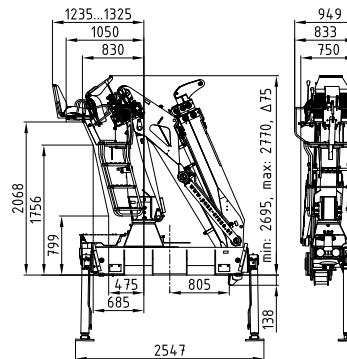
# 15Z 16Zp+

141 - 161 kNm	7,5 - 9,4 m	3,0 - 3,5 m	3,8 - 5 m	2.260 - 2.440 kg	415°	25 kNm	255 - 285 bar	Minimum 100 l/min ~ 50 kW	Minimum 75 l/min ~ 79 kW	Minimum 170 l/min ~ 71 kW

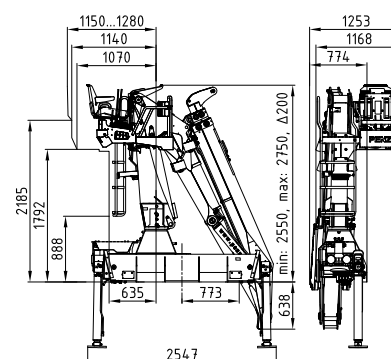


	15Z9.50	3690	2830	2420	2050	1760	1540	(kg)
	16Zp+9.50	4075	3135	2675	2270	1950	1705	(kg)
	15Z8.70	3725	2865	2450	2080	1785		(kg)
	16Zp+8.70	4125	3175	2710	2300	1975		(kg)
	15Z8.00	3750	2885	2470	2095			(kg)
	16Zp+8.00	4150	3190	2725	2315			(kg)
	15Z7.90	3780	2905	2505	2115			(kg)
	16Zp+7.90	4175	3210	2740	2330			(kg)
	15Z7.50	3805	2925	2520	2125			(kg)
	16Zp+7.50	4195	3230	2755	2345			(kg)
		4m	5m	6m	7m	8m	9m	

Rücksitz 01 mit Armsystem 7.50  
Back seat 01 with load booms 7.50



Seitensitz 04 rechts & links mit Armsystem 9.50  
Side seat 04 right & left with load booms 9.50



Rücksitz 04 mit Armsystem 9.50  
Back seat 04 with load booms 9.50

